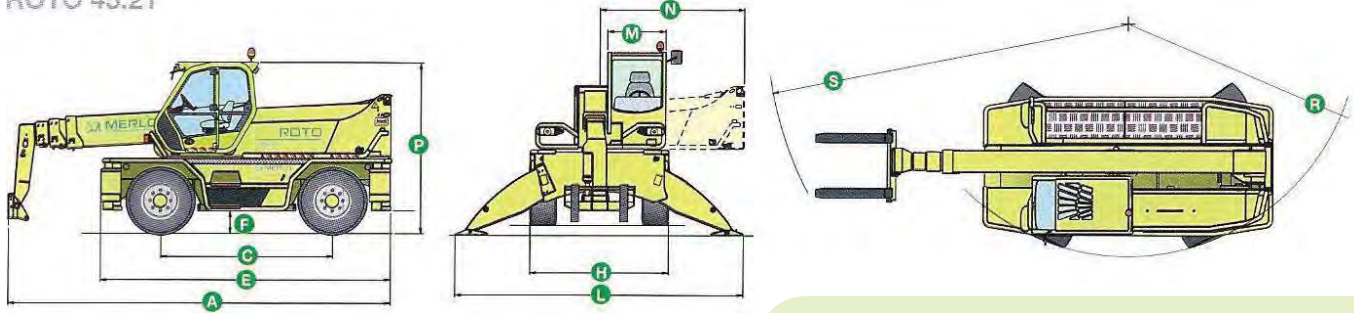


ROTO 45.21

CHARACTERISTICS AND PERFORMANCE



» Cab steel frame that complies with the international **ISO 3449 Level II FOPS** (Falling Object Protective Structure) standard

» **Electro-mechanical joystick** controls

» **Steering wheel tilt** is adjustable by up to 16 degrees

» **Folding Stabilizers**

» **Hydropneumatic suspension** ensures maximum driving comfort and stability by leveling the machine

» Telescopic boom **extension mechanism** housed entirely **within the boom** assembly for maximum protection and reliability

» Fork carriage equipped with the hydraulic locking **Tac-lock** system giving an extraordinary competitive advantage against conventional, manual hook-up systems

» **Deutz turbo 4 cylinder** engine, delivering **120HP**

» **Hydrostatic transmission**

» **Load-sensing hydraulic pump**

» **Maximum speed: 15mph**

Total weight unladen, with forks (lbs.)	32,839
Maximum load capacity (lbs.)	10,000
Maximum Lift height (ft.)	68'-0"
Maximum forward reach (ft.)	59'-0"
Lift height at maximum load capacity (ft.)	34'-8"
Forward reach at maximum load capacity (ft.)	23'-2"
Load capacity at maximum height (lbs.)	5,500
Load capacity at maximum forward reach (lbs.)	1,300
Turret rotation (degrees)	600(1)
Engine (make / cylinder/ HP)	Deutz / 4 / 120
Fuel capacity (gal)	40
Speed in 1st gear range (mph)	4
Speed in 2nd gear range (mph)	15
Load sensing hydraulic system (PSI-gal/min)	3,480-30
Hydraulic oil capacity (gal)	42
Electrical circuit (V)	12
Battery (Ah)	160
Hydraulically controlled stabilizers	•(2)
Hydropneumatic suspension	-
Cab compliant with FOPS standards	•
Tilting cab	-
Merlin electronic control system	-
Electro-mechanical joystick controls	•
Electronic joystick controls	-
Tac-Lock attachment coupling	•(3)
Auxiliary boom hydraulic service	•
Two floating forks (48 inches long)	•
Hydrostatic transmission	•
Hydrostatic oil capacity (gal)	3.1
Finger-Touch direction reversing control	•
Permanent four-wheel drive	•
Four wheel steering	•
Service disk brakes on all wheels	•
Automatically locking parking brake	•
Tires	18/65-22.5
Radio remote control	◦
Pneumatic seat	◦
Rear differential lock	◦
Four cab working lights (2 front & 2 back)	◦
Manual air conditioning system	◦
Roof window wiper	◦
Manual battery isolator	◦
Front and roof sun shade	◦

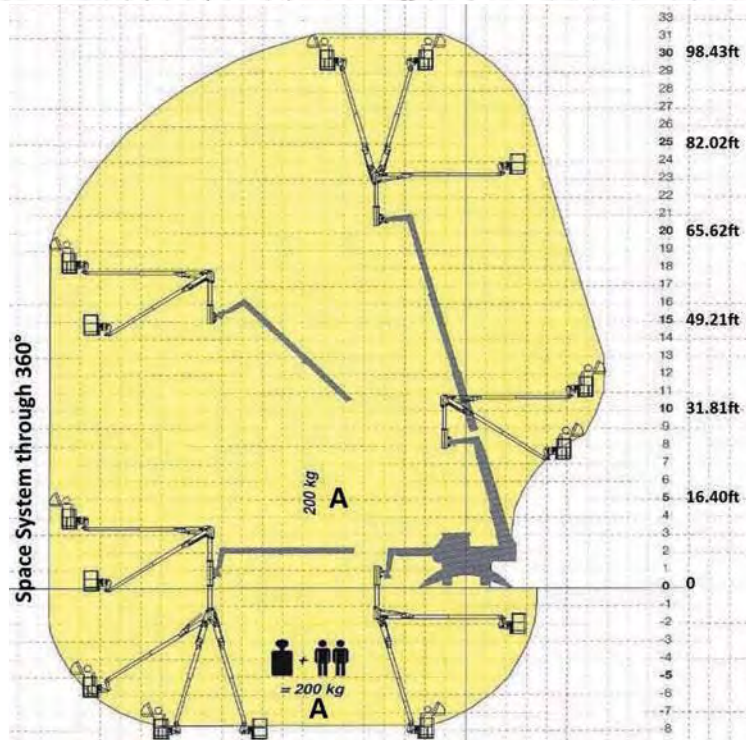
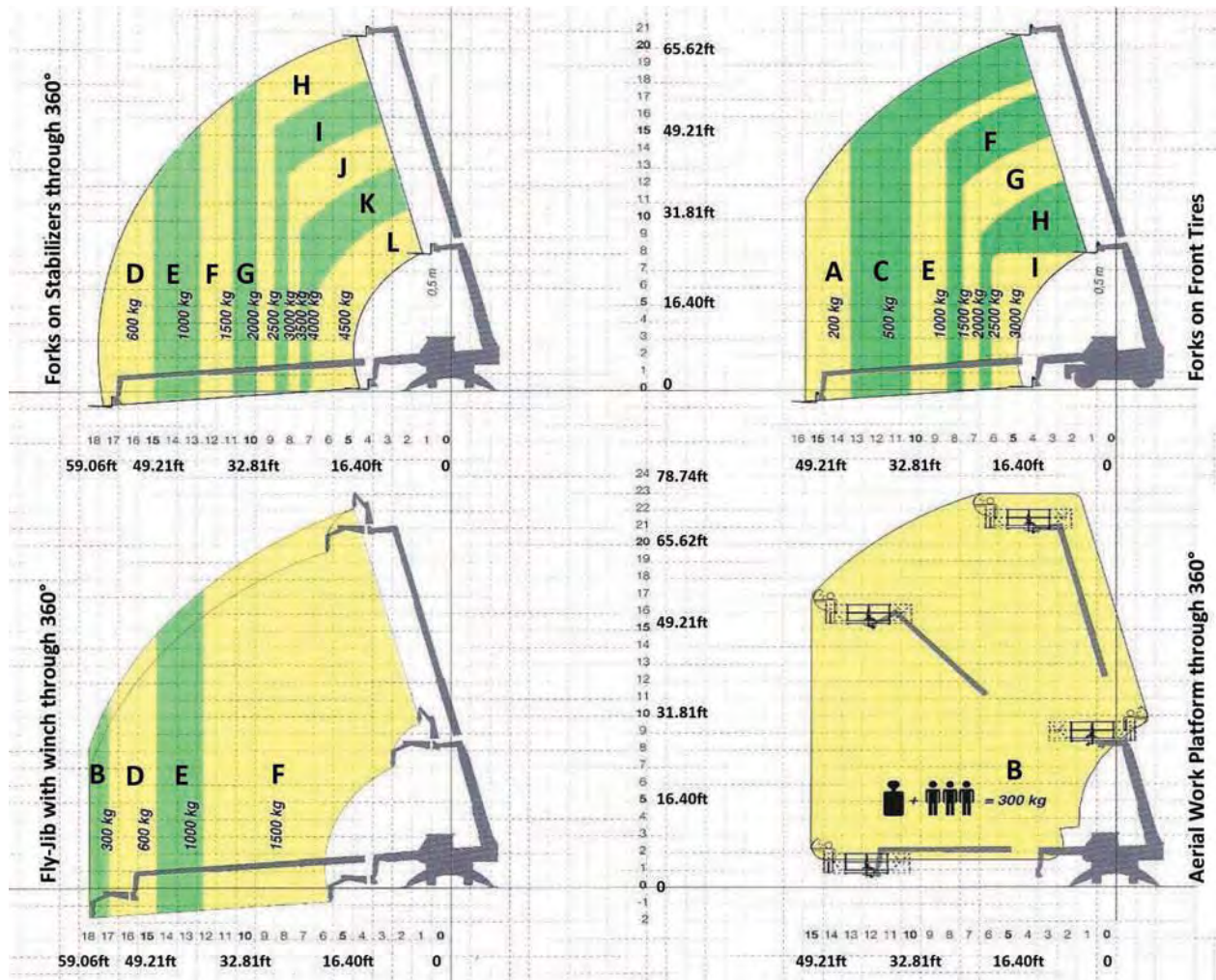
Performance figures refer to the machine equipped with forks, operating on stabilizers.

(1) ±300° with reference to the longitudinal axis of the machine

(2) Stabilizing and leveling can be performed automatically (3) ZM2 version front tool holder
• Standard ◦ Optional

Dimensions (FT)

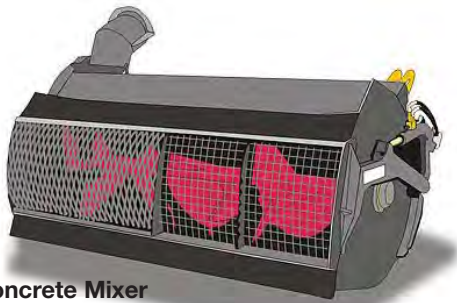
A	21'-6"	F	1'-4"	M	3'-3"	R	13'-3"
C	9'-7"	H	7'-9"	N	8'-2"	S	20'-0"
E	16'-5"	L	16'-5"	P	9'-8"		



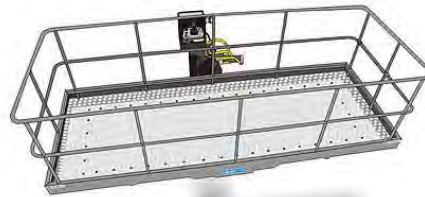
Load Charts (LBS):					
A	440	E	2,200	I	6,600
B	660	F	3,300	J	7,700
C	1,100	G	4,400	K	8,800
D	1,300	H	5,500	L	10,000

Attachments:

- » Space System
- » Tunnel Ring
- » Variable Width Man Baskets
- » Crane Booms
- » Crane Hooks
- » Fly Jibs
- » Fly Jibs with Winches
- » Mini Tower Jibs
- » Hydraulic Winches
- » Material Handling Buckets
- » Digging Buckets
- » Fixed Platforms
- » Concrete Mixer
- » Pipe Handlers



Concrete Mixer



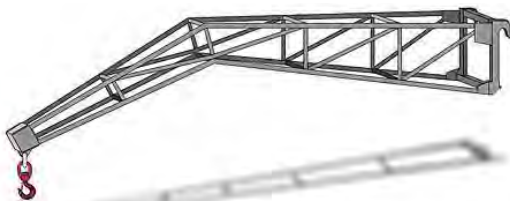
Variable Width Man Basket



Floating Forks Carriage



Mini Tower Jib



Fly Jib Lift



Space System



Hydraulic Winch