



MERLO

P 120.10 HM

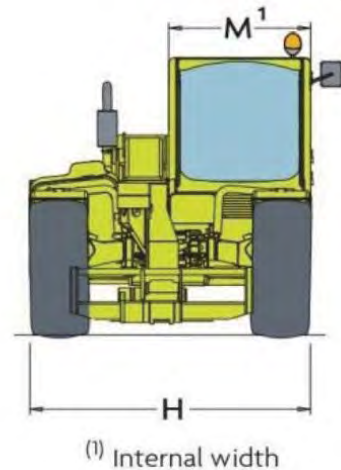
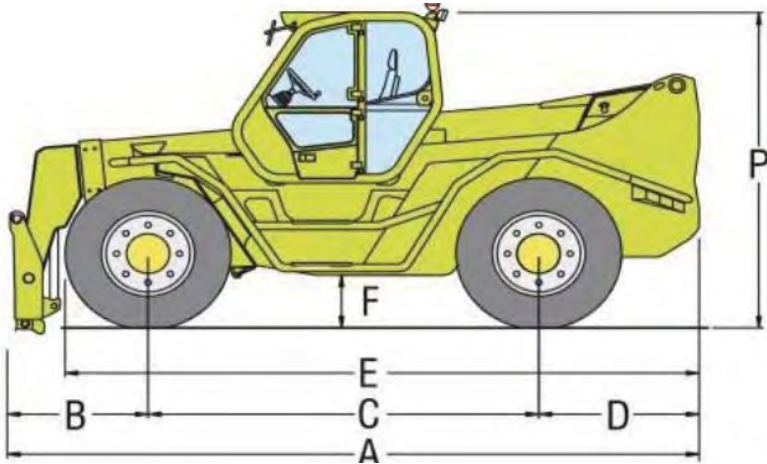
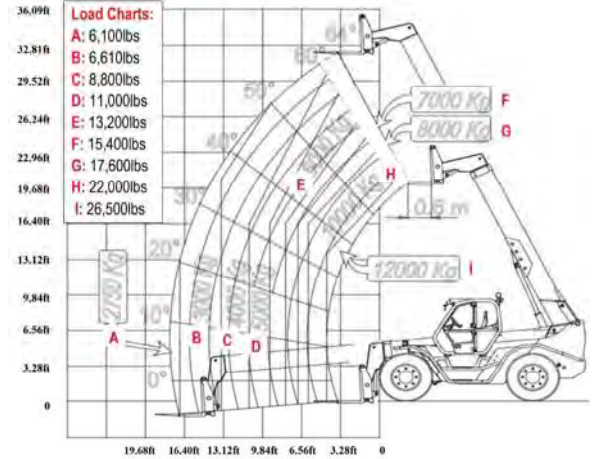


- **MAXIMUM LOAD CAPACITY: 26,500 LBS**
- **MAXIMUM LIFT HEIGHT: 32'**
- **MAXIMUM REACH: 18' 7"**
- **LIFT CAPACITY AT MAXIMUM LIFT HEIGHT: 11,000 LBS**
- **LIFT CAPACITY AT MAXIMUM FORWARD REACH: 6,100 LBS**

SPECIFICATIONS: P 120.10 HM



Power / 6 Cylinder Turbo DieselIveco/145 HP
 Transmission 2 Speed / Hydrostatic
 Maximum Speed 25 MPH
 Total Unladen Mass (with forks) 34,500 LBS
 Boom SideshiftStandard
 Frame LevelingStandard
 Load Sensing Hydraulic Pump (PSI-gal/min)3,340-38
 Fuel Capacity 48.8 Gallons
 Hydraulic Oil Capacity 3.2 Gallons
 Tires 17.5-25
 Turning Radius 14'-2"
 4 Wheel Drive / 3 Steering Modes Standard
 Hydraulic System Load-sensing
 Control and Command System Electronic MERlin



Dimensions (FT)					
A	18' -10"	D	4'-4"	H	7'-10"
B	3'-10"	E	17'-3"	M	3'-3"
C	10'-8"	F	1'-6"	P	9'-4"

DEALER INFORMATION: