

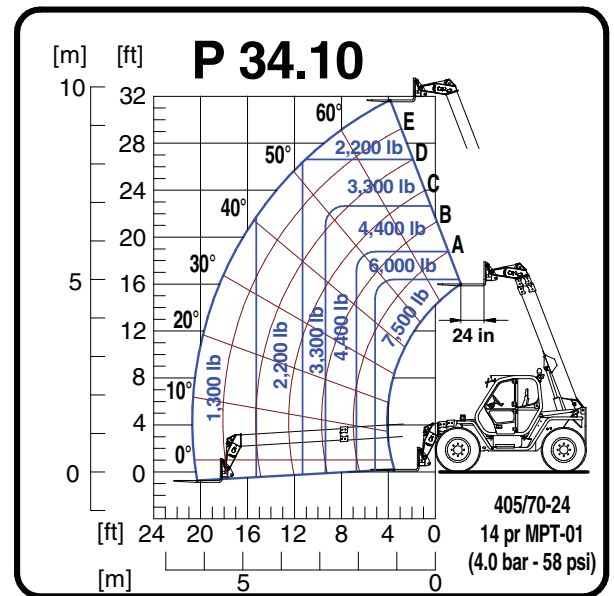
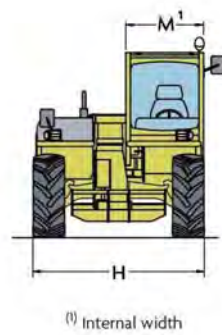
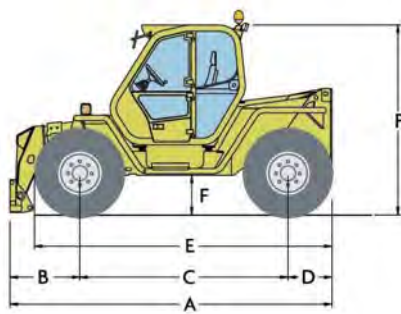
- **MAXIMUM LOAD CAPACITY: 7,500 LBS**
- **MAXIMUM LIFT HEIGHT: 31' 8"**
- **MAXIMUM REACH: 20' 6"**
- **LIFT CAPACITY AT MAXIMUM LIFT HEIGHT: 2,200 LBS**
- **LIFT CAPACITY AT MAXIMUM FORWARD REACH: 1,300 LBS**



SPECIFICATIONS: P 34.10



Power / 4 Cylinder Turbo Diesel Deutz/102 HP
 Transmission 2 Speed / Hydrostatic
 Maximum Speed 15 MPH
 Total Unladen Mass (with forks) 16,000 LBS
 Hydraulic System-Gear Pump (PSI-gal / min) ... 3,050-26
 Fuel Capacity 41 Gallons
 Hydraulic Oil Capacity 27.7 Gallons
 Tires 405/70-24
 Turning Radius 13'-0"
 4 Wheel Drive / 3 Steering Modes Standard
 Disc Service Brakes on all 4 Wheels Standard
 Disc Parking Brake with Automatic Locking Standard



Dimensions (FT)

A	14' -4"	D	1' -8"	H	7' -3"
B	3' -4"	E	12' -6"	M	3' -2"
C	8' -8"	F	1' -8"	P	8' -1"

DEALER INFORMATION: